

Sydney Colonial Muzzle Loading Club Pistol Safe Handling Course



Sydney Colonial Muzzle Loading Club, is foremost a Black Powder Club, using firearms from the colonial era. As part of the club heritage Safe Handling Courses for firearms will include historical as well as current firearms.

Your training will consist of the safe handling and operating techniques of Black Powder and Smokeless (Nitro) firearms. These will include but not limited to:

- Percussion Cap Revolvers
- Percussion Cap Single Shot Pistols
- Flint Lock Pistols
- Black Powder Cartridge Revolvers
- Single Action Revolvers
- Centre Fire Revolvers
- Centre Fire Semi-automatics
- Rim Fire Revolvers
- Rim Fire Semi-Automatics

Your probationary pistol training will be broken down into 5 parts. These parts are set out as follows:

Stage 1:

Basic Safe Handling Techniques of All Types of Handguns used at Sydney Colonial Muzzle Loading Club.

Stage 2:

Application Process for Probationary Pistol License

Stage 3:

3 Range Attendances Supervised by Trainers

Stage 4:

Supervised by Range Officer on each attendance until Probationary Period is completed.

AS OF 1ST JANUARY 2017, ALL NEW MEMBERS AND MEMBERS CURRENTLY UNDER PROBATION TRAINING WILL BE REQUIRED TO ATTEND THE TRAINING SESSIONS ON THE 2ND SATURDAY OF EACH MONTH UNTIL THEIR TRAINING IS COMPLETE.

Safe Handling Courses will be held on the 2nd Saturday of each month at the Sydney Colonial Muzzle Loading Club, Sackville Ferry Road, Sackville.

Training will commence at 9.30am, and will conclude no later than 4.00pm. During the course of the training several instructors will instruct you in safe handling, loading, firing and unloading of firearms. You **MUST** complete this training to a safe standard to proceed to the next stage. Your initial training must be completed within the first 6 months of holding a probationary pistol permit and the final completion form must be submitted to the NSW Firearms Registry prior to the expiration of the first six months.

The following Safe Handling Techniques will be demonstrated to the trainee, and the trainee will demonstrate they understand the safe handling technique.

1. Treat all firearms as loaded
2. Hearing and Eye Protection
3. Carrying Firearms on a Range
4. Having a Firearm Cleared to remove from the Range
5. Point the firearm in a safe direction
6. Techniques for ensuring a firearm is unloaded
7. Correct single and dual hand grip
8. Correct stance
9. Loading and unloading of firearms
10. Loading and Unloading Ammunition into Magazines
11. Trigger Control
12. Misfire Procedures
13. Dry Fire of each type of firearm
 - Cap & Ball. No Powder Percussion Cap Only
 - Single Shot. No Powder Percussion Cap Only
 - Rim Fire Semi Auto. Snap Caps Only NO LIVE AMMUNITION
 - Centre Fire. Expelled Cases or Empty Chamber. NO LIVE AMMUNITION

All the above techniques will be instructed for each type of firearm and a checklist with the Trainees Details will be on each checklist. These checklists will be signed by the Trainee and Instructor and filed for future audits.

The Committee of the Sydney Colonial Muzzle Loading Club will hold all your training documents, which will be available on the training days.

ADDITIONAL INFORMATION FOR TRAINING

General Safety Tips.

1. Always treat a firearm as loaded.
2. Always point the firearm in a safe direction.
3. NEVER point a firearm at another person.
4. Keep you finger OFF the trigger until you are sure of your target.
5. Always be sure of what is behind your target before discharging a firearm.
6. NEVER run with a loaded firearm in your hands.
7. Always secure your firearm separate to you ammunition.
8. Always comply with the Firearms Act 1996.
9. Always comply with Safe Storage of Firearms.
10. Always listen to the Range Masters Instructions.
11. NEVER leave the firing line until your firearm has been cleared.
12. ALWAYS practice safe shooting.

Types of Firing Actions of Pistols

Rim Fire



Centre Fire



Percussion Cap



Flintlock

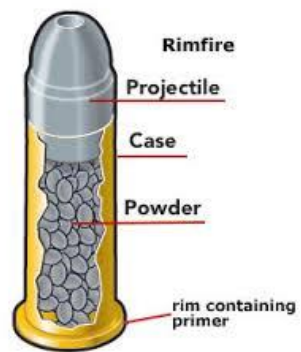


Lever Action

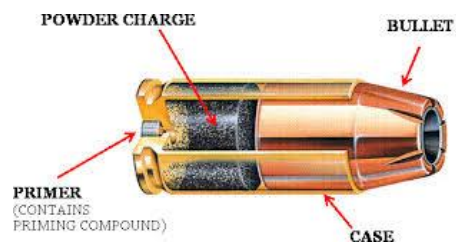


Ammunition

Rimfire



Centerfire



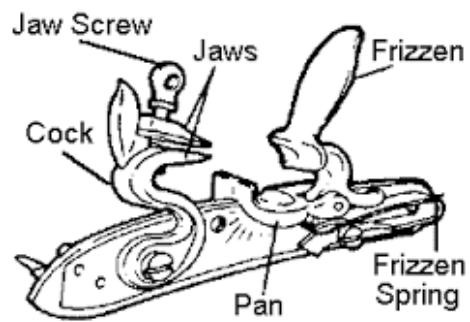
Percussion Caps



Flints



Parts of a Handgun



Percussion Lock

